



## WINTER SILENT AUCTION

**Monday, February 9 at 7:30 PM**  
**Multipurpose Room, Veterans Memorial Complex**  
**4117 Overland Ave, Culver City, CA 90230**

Join us for our Winter Silent Auction—back in the Multipurpose Room! Come hunt for treasures and snag some incredible bargains. We'll have rough materials, slabs, cabs, tools, beads, finished jewelry, magazines, and books up for grabs. Have lapidary

or jewelry items to donate? Please bring them as close to 7:00 PM as possible.

### How It Works

Arrive early to browse everything on offer. When Steve Dover announces the start of bidding, you can begin placing your bids. Items with no starting bid listed begin at just \$0.25, and you can increase by any amount you'd like.

Keep an eye on your items—if you've been outbid, decide whether to raise your offer. The bidding wars can get exciting! When Steve calls time, pens down immediately. Collect your winnings and bid sheets, then head to checkout.

Payment: Cash and Zelle accepted.

### NEW SILENT AUCTION RULES

We have made important changes to be eligible to bid at our Silent Auctions, which are held in February and at our August picnic. The new rules are designed to promote fairness and a fun, pleasurable experience for all. There are no exceptions to these rules.

1. The bidder must be a paid member in good standing at the time of the auction.
2. The bidder must be present at whatever time the auction starts.
3. Sign in to the meeting attendance sheet as a club member.

The Culver City Rock & Mineral Club brings together persons interested in the Earth Sciences to engage in research and study, to assist members in the collection and preservation of rocks and minerals, and in the study and practice of lapidary and related arts.



We also appreciate **SILENT AUCTION ETIQUETTE**. While a silent auction by its nature is a competitive event, we still expect a certain amount of courtesy and respect for your fellow members. Please do not be so aggressive that it creates distress and upset to those bidding around you. This is supposed to be a fun experience and a modest fundraiser for the club. Our auctions are designed so that a lovely specimen can go to a happy home. They are not designed for people to acquire a lot of items at wholesale prices in order to resell them.

Please only bid on items you intend to purchase. Avoid driving up prices on items you do not want. Do not crowd, block, or hover over a bidding table. Allow others to see and bid.

*Haven't renewed your 2026 membership yet? Regina Lozano, our Membership Chair, will be happy to help you at the event.*



## **PRESIDENT'S LETTER**

Dear All:

Our January meeting was held at the Gloya Kaufman building, which sits between our shop and the Wende Museum. Though the meeting room was smaller in square footage than the multi-purpose room at the Vets, it felt cozy, elegant, and modern. We hope to have more upcoming meetings there and continue to build our relationship with the museum.

Our February Members-Only Silent Auction will be held back at the Vets' Multi-purpose room. This auction is always filled with an array of great donations, including specimens, old tools, jewelry pieces, books, and beads. It's not too late to donate something - and if we have too much stuff for the auction, we can always use more donations for the Fiesta of Gems' door prizes.

The wonderful postcard for this year's Fiesta of Gems



is done, so come by the shop and pick up cards for distributing. The planning committee for the show is just gearing up so if you want to get more involved this year, don't be shy. See you at the auction!  
Alexa

— Alexa Hunter, President



## **FIESTA OF GEMS RAFFLE TICKETS**

Preparation for the 2026 Fiesta of Gems show is in full swing. Part of that is tickets for the Grand Prize Raffle drawing on Sunday afternoon at the show. A package of 20 tickets has been prepared for each member to purchase. Regina will bring those packages to the Silent Auction meeting, where you can pay. If you want to purchase more than the \$20 package, extra tickets will be available. Proceeds from the sale of raffle tickets will be given to worthy entities in Culver City.

If you cannot attend the Silent Auction meeting on February 9, the packages will be available at the March meeting.



## **FEBRUARY WORKSHOPS**

### **LAPIDARY 101**

Sunday, February 8,  
9 AM to 12 PM

In the Lapidary Shop – Instructor Jette Sorensen

**Description:** Get to know the equipment at the club's lapidary workshop. Use a trim saw to cut the outline for a cabochon. Shape the stone on the grinding wheels and use the Expando wheels to polish it. Use the



arbor with a leather wheel to get a high polish. Go home with a cabochon you can use for a pendant.

**Safety Notes:** Wear old clothes, you will get wet. Wear closed-toe shoes. Long hair should be tied back away from your face. Refrain from wearing long dangling jewelry and loose long sleeves. Bring eye and ear protection.

Don't bring your own stone(s), save that until you know the equipment.

Workshop fee: \$20 payable in advance. Limited to four members.

Email [Jette Sorensen](mailto:jette@desviado.com) for registration and payment information.

## JEWELRY FROM FOUND OBJECTS

Saturday, February 21, 11 AM – 3 PM

In the Scout House – Instructor Monica Moreno

\$70 for non-members | \$60 for CCRMC members



**Description:** Discover how unexpected materials can become powerful, wearable works of art. In this engaging, hands-on workshop, participants are invited to transform found and unconventional objects into one-of-a-kind pieces that tell a story—your story.

You'll learn accessible techniques such as cutting, drilling, simple wire wrapping, soft soldering, and using appropriate adhesives. These skills are taught in an approachable way, making them easy to apply regardless of prior experience.

A curated selection of found materials and objects will be provided to spark ideas and experimentation. Participants are also warmly encouraged to bring their own small objects—items with personal history, texture, or meaning—that they'd like to

transform into wearable pieces.

This workshop is about exploration, curiosity, and creative confidence. You'll be encouraged to play, experiment, and follow your intuition while working with materials that carry story and possibility. You'll leave with one or more finished pieces, practical skills you can continue to use, and a renewed sense of creative possibility.

No prior jewelry or metals experience is necessary. All levels are welcome—just bring your curiosity and an open mind.

**Safety Notes:** Please wear closed-toe shoes and long pants. Long hair should be tied back away from your face. Refrain from wearing long dangling jewelry and loose long sleeves.

To make a reservation for this workshop, visit [www.desviado.com/event-list](http://www.desviado.com/event-list)

## PRONG SETTING A CABOCHON

Sunday, February 22, 9 AM to 12 PM  
In the Lapidary Shop – Instructor Jette Sorensen



**Description:** Learn to set a cabochon with prongs by making and fusing a frame, measuring and cutting prongs, and soldering them onto the frame. Create a bail and solder it onto the frame. Secure the cabochon with the prongs and go home with a new pendant.

The silver used is Argentium, a type of sterling silver with a higher fine-silver content. It tarnishes very slowly compared to sterling and offers a few other benefits.

Bring:

- Butane torch (Creme Brulé torch),
- Jewelry needle files,
- Jewelry flat nose pliers,
- Jewelry round nose pliers
- Jewelry flush cutter,

**Safety Notes:** Please wear closed-toe shoes and long pants. Long hair should be tied back away

from your face. Refrain from wearing long dangling jewelry and loose long sleeves.

The workshop fee is \$100.00, including silver and a Drusy cabochon, payable in advance.

The workshop is limited to 4 members.  
Email Jette Sorensen to reserve a spot and get payment information: [jetsorensen@gmail.com](mailto:jetsorensen@gmail.com)

**What to bring:** Two pairs of flat-nose pliers. Plier tips should be no larger than 1/4" wide, smooth-jawed, so the ridges will not mark the rings, and a plastic or rawhide hammer. I will have a few extra tools on hand if needed.

\$60 for non-members | \$50 for CCRMC members  
| Material fee \$15

### MARCH WORKSHOPS

Lapidary 101 - March 8

Introduction to Wax Carving - March 28

Bezel Set a Cabochon (pre-made) - March 29



### BYZANTINE CHAIN MAILLE BRACELET

Saturday, February 28, 11 AM to 3 PM  
In the Scout House – Instructor Janice Metz

**Description:** Whether you call this design the Byzantine, Inca Puña, or the Idiot's Delight, it is still one of the most versatile chains around. In the workshop, we will discuss the option of making your own links, different tools used in making a chain, and the proper way to close the links. We will be using pre-made, anodized, silver-colored aluminum links. You will also learn how to create a simple clasp that will match your project.



### BENCH TIPS



### BENCH SHEERS

When cutting sheet metal, it's quicker and easier to use a set of shop shears as compared with using a hand saw. The cut is not as precise, but many times you don't need that. Shears will easily cut up to 24-gauge sheet metal, and some will cut 22 or even 20-gauge sheet metal.

Current prices for shears run from \$13 - \$36 in jewelry catalogs, and the Joyce Chen scissors recommended on some jewelry blogs run more than \$20. But I found cheaper alternatives at the 99 Cent Store for use in my classes. They're great for cutting bezels, trimming around a bezel cup, and cutting a

piece off a larger sheet.

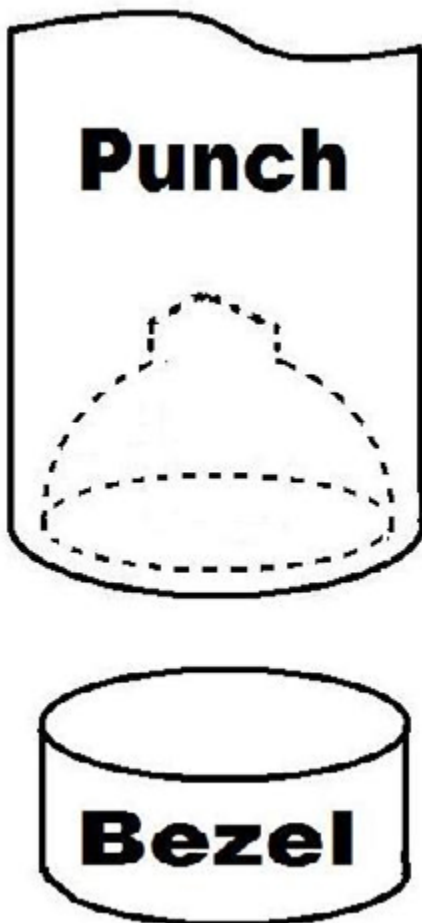

## BEZEL CLOSER

A bezel closer is a steel punch that makes quick work out of pushing the metal down over a round stone and burnishing it. It works with regular bezels, with tube settings, and with prong settings. Stones can be set in as little as 30 seconds. The working end is a concave cavity that fits over the bezel or prong setting and is pushed and twisted to capture the stone. Sets can be purchased but are expensive and contain many sizes you will probably never use. If all you need is one or two sizes, here's how you can make them yourself.



Find a round steel rod or bolt a little larger in diameter than your bezel cup or prong setting. Cut a 5 inch length. File both ends flat. Locate the center of one end, centerpunch a divot, and drill a small pilot hole about 5 mm deep. Remember to use a little oil as a lubricant when cutting steel.

Select a ball bur a bit larger than the bezel. Enlarge the pilot hole to a full hemispherical cavity. Test for proper fit with your bezel. The bezel should first contact the cavity about a third of the way in. When the size is correct, polish the cavity using Zam on a length of chopstick in your flexshaft. If the tool is not polished, it will leave scratches on your bezel or prongs.




When using the tool, the first step is to capture the stone correctly. I usually work by hand and push the punch straight down over the bezel or prongs. This causes the metal to start bending over the stone. The next step is to inspect the stone with a lens to be sure it is staying level. Repeat until the stone is seated on its bearing and can't move anymore.

Finally, force the metal down onto the stone uniformly all the way around. While this can be done by hand, I often gently tap the punch with a hammer. Finish by twisting the bezel back and forth to burnish the top of the bezel.

Get more of Brad's tips and tricks in his book [Smart Solutions for Jewelry Making](#).

— Brad Smith



## ***THE MINUTES***

### **January 08, 2026 Board Meeting**

In Attendance – Darren Cokin, Jette Sorensen, Stephanie Dangott, Alexa Hunter, Karen Wallen, Ellen Moe, Rick Shaffer, Darrell Robb, Ana Maria Strambi Guimaraes, Brit Smith, Janice Metz, and Joel Kuennen

Called to order at 7:07 PM by president Alexa Hunter.

Post Card for Fiesta of Gems (FOG) - Joel showed the first draft. After a lot of discussion, it was decided that Joel and Brit would work on it independently.

Alexa and Darrell have done a walk through of the Gloria Kaufman building, where we will have our general meeting. There is a gate to go through. A sign will be placed at the multipurpose room, directing people to the different location. Gate will open around 6:30. Members should bring desserts.

Darrell – Club is financially solvent.

We need to schedule a FOG meeting soon. FOG will be June 27th and June 28th this year.

Stephanie will schedule an alley sale in April.

Silent auction etiquette – It was decided that to participate, people have to be a member, sign in at the membership sign in, and be present at the beginning of the auction.

8:23 pm Stephanie made a motion to end the meeting. It was seconded by Darren.

### **January, 12th 2026 General meeting**

Called to order by president Alexa at 7:42 PM.

Fiesta of Gems planning is starting. Ellen announced that she is always seeking donations for the kid games. Small stones and slabs.

Shop – Steve Dover announced that the trim saws were mucked out by Ellen. There is a new grit wheel. Also, a 260 grit wheel donated for the flat lap.

Stephanie announced that there will be an alley sale in April.

Treasurer – Darrell announced that the club is solvent. We got an investment dividend that we can use towards education. Also, the club has gotten a grant that will cover most of the cost of the rental of the Veterans Auditorium for FOG.

Jette announced that there are 2 openings for silver-smithing class in February.

Steve announced that the February meeting is the silent auction.

Gary had the Trading Post during the break time.

We had a presentation by Renee Newman GG on the topic Surprising Facts About Pearls You May Not Know.

Submitted by  
Stephanie Dangott, Recording Secretary

## ***UPCOMING SHOWS:***

### **2026 RIVERSIDE CO. FAIR AND NATIONAL DATE FESTIVAL'S GEM & MINERAL EXHIBITION**

February 12 – March 1, 2025 (13 days) – Indio, CA  
San Geronio Mineral and Gem Society  
Riverside County Fairgrounds, 46350 Arabia St.,  
Indio, CA 92201 \ \ Hours are Thursday-Friday  
(12-13th, 19-20th, 26-27th) 3 pm-10 pm. Saturday-Monday  
(14th-16th) 10 am-10 pm and Saturday-Sunday  
(21-22nd, 28th-March 1) 10 am-10 pm.

For vendor space see datefest.org or call 760-863-

8247. San Geronio Mineral and Gem Society helps with management of the building. Indoor space 10 feet x 10 feet is \$1000.00 and all space applications are available through the fair website.

SGMGS has been involved in managing the Gem & Mineral building at this fair since the 1940's and it is a fun crowd and busy show. We hope you can join us in February 2026.

Contact: (951) 963-6751, [peggy-richard@yahoo.com](mailto:peggy-richard@yahoo.com)

Website: <http://sgmgs.org>



**49<sup>TH</sup> ANNUAL GEM & MINERAL SHOW**

**APRIL 18TH-19TH, 2026**  
**SATURDAY: 10AM-5PM**  
**SUNDAY: 10AM-4PM**



**Free Admission - Free Parking**  
**Borchard Community Center**  
190 N. Reino Road  
Thousand Oaks, CA

[www.CGAMC.org](http://www.CGAMC.org)



**Vendors**  
**Exhibits**  
**Live Lapidary-Demonstrations**  
**Silent Auction**  
**Hourly Raffle**  
**Plant Sale**  
**Youth Room**

## ***JANUARY NEW MEMBERS***

Drew Brauer  
Griffin Di Stefano  
Emily Hanson  
William Heltsley  
Shari Kiefer  
Jenna Labriola  
Rafaela Maldonado-Ellman  
Salem Mitchell  
Julie Olds  
Riley Olds  
Jennifer Porzio

Sarah Randle  
Sorana Schwartz  
Darrell Stephens  
Troy Walker

## ***JANUARY MEMBER BIRTHDAYS***

Stella Green  
Lynne Lukert  
Sorana Schwartz  
Harvey Schwartz

## ***The Nugget – Submissions***

The submission deadline is on the 15th of every month. Articles or notes without a byline are written by the Editor. Photographs without credits are shot by a CCRMC member. Email the Nugget submissions to the Editor: [nugget@culvercityrocks.org](mailto:nugget@culvercityrocks.org)

## ***The Nugget – Advertisements***

The Nugget accepts paid advertisements. The cost for an eighth of a page is \$7 per insertion, payable in advance. Size is about 2" high x 3.5" wide. Ad location is at the discretion of the Editor.`` Ads, copy, or business cards must be received by the 10th of the month. Email submissions to the Editor: [nugget@culvercityrocks.org](mailto:nugget@culvercityrocks.org)

### **Mailing Address**

Culver City Rock & Mineral Club  
PO Box 3324  
Culver City, CA 90231  
[info@culvercityrocks.org](mailto:info@culvercityrocks.org)  
310-836-4611

See local field trips posted on LA-Rocks at [facebook.com/groups/411978609512229](https://www.facebook.com/groups/411978609512229)

More field trips are posted on SoCal Rocks [www.facebook.com/groups/2605376056257691](https://www.facebook.com/groups/2605376056257691)

### **Zoom Address**

<https://zoom.us/j/3108364611?pwd=WnRTclZTS-3RJMEdWdlV2c01mQWxqdz09>  
Meeting ID: 310 836 4611  
Password: rocks

### **Copyright Notice**

©The Culver City Rock & Mineral Club, 2025  
Unauthorized use and/or duplication of this material without express and written permission from the editor of the Nugget is strictly prohibited. Excerpts may be used, provided that full and clear credit is given to the author and the CCRMC with appropriate and specific direction to the original content.

The CCRMC is a nonprofit 501(c)(4) organization.

## **2026 Elected Officers**

President - Alexa Hunter  
Vice President - Steven Dover  
Treasurer - Darrell Robb  
Recording Secretary - Stephanie Dangott  
Corresponding Secretary: Ellen Moe  
Parliamentarian - Ana Maria Strambi Guimaraes

---

## **2026 Committee Chairs**

Education - Merrilee Marks  
Federation Director - Ellen Moe  
Field Trips - AVAILABLE  
Librarian - Joannie Rippner  
Membership - Regina Lozano  
Minerals - Joel Kuennen  
Photography - Brit Smith  
Programs - Jette Sorensen  
Publications - Jette Sorensen,  
Joel Kuennen  
Publicity - Janice Metz  
Social - Co-Chairs Peggy Oberg, Steve Dover  
Sunshine – Stephanie Dangott  
Trading Post - Gary Mitchell  
Zoom Host - Darren Cokin

---

## **Board of Directors**

2026 + 2027

TBD